

Panzer I BREDA





A.MIG-8503



Painting and Marking Guide

| | | | | | | |
|---------------------------|------------------------|------------------------|----------------------|----------------------------|----------------------------|-------------------|
| A.MIG-0033 Rubber & Tires | A.MIG-0035 Dark Tracks | A.MIG-0036 Old Wood | A.MIG-0041 Dark Rust | A.MIG-0045 Gun Metal | A.MIG-0046 Matt Black | A.MIG-0048 Yellow |
| A.MIG-0050 Matt White | A.MIG-0076 Brown Soil | A.MIG-0093 Crystal Red | A.MIG-0033 Silver | A.MIG-0222 RLM 79 Sandgelb | A.MIG-0248 RLM 80 Olivgrün | A.MIG-0049 Red |

Pz I Breda 4ta Cia



3



WEATHERING STEPS WITH AMMO PRODUCTS

- | | | | |
|---|---|--|---|
| <p>1 GENERAL WASH A.MIG-1005 Dark Brown Wash for Green vehicles</p> <p>2 FILTER A.MIG-1507 Tan for Yellow Green</p> | <p>3 STREAKING A.MIG-1203 Streaking Grime</p> <p>4 TRACKS WASH A.MIG-1002 Tracks Wash</p> | <p>5 RUST A.MIG-1254 Streakingbrusher Rust</p> <p>6 DUST A.MIG-3004 Europe Earth</p> | <p>7 MUD & SPLASHES A.MIG-1704 Heavy Earth / A.MIG-1753 Turned Dirt</p> <p>8 GREASE & OIL A.MIG-1408 Fresh Engine Oil</p> |
|---|---|--|---|



www.migjimenez.com